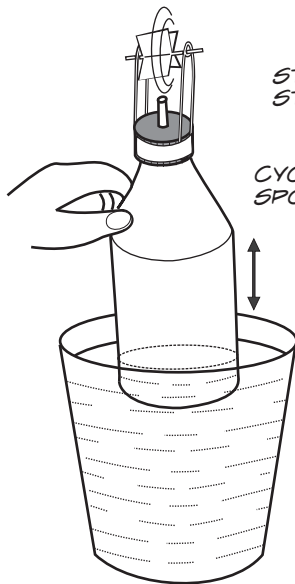
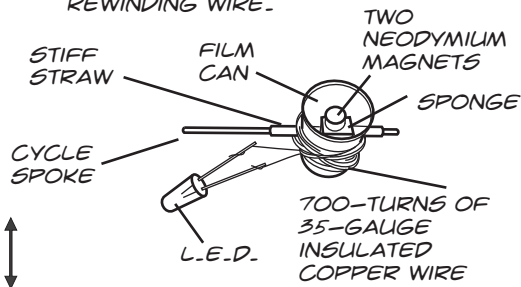


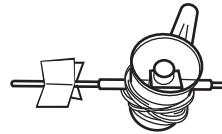
5 NOW CUT THE BASE OF THE BOTTLE AND MOVE IT UP AND DOWN IN A JAR OF WATER. AIR EXPELLED FROM THE BOTTLE WILL CONTINUOUSLY TURN THE TURBINE.



6 MAKE A **GENERATOR** UNIT USING TWO STRONG MAGNETS AND MOTOR REWINDING WIRE.



7 ATTACH A CARD SHEET TURBINE TO THE GENERATOR.



8 NOW MOVE THE CUT BOTTOM BOTTLE UP-DOWN IN A JAR OF WATER. AS THE WATER ENTERS THE BOTTLE IT EXPELS AIR.

THIS JET OF AIR WILL SPIN THE TURBINE - WHICH IN TURN WILL SPIN THE MAGNETS INSIDE THE COIL. THIS SPINNING MAGNETIC FIELD WILL INDUCE AN EMF IN THE COIL - WHICH WILL LIGHT THE L.E.D.

