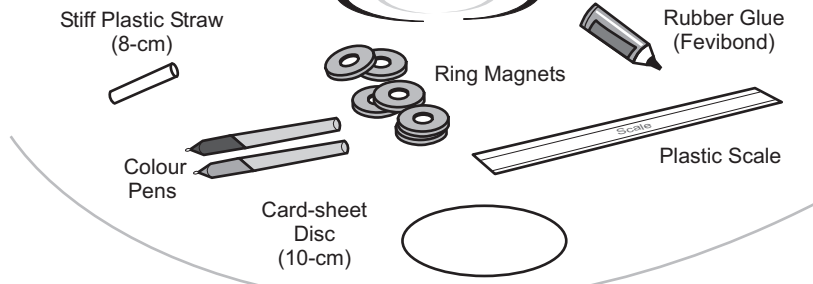



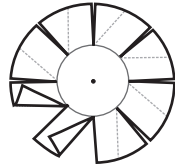
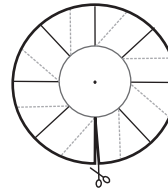
## Magnetic Rotation



- 1 Tight fit a piece of straw in three ring magnets.



- 2 Draw this pattern on a 10-cm card sheet disc as shown. Cut along the bold lines.

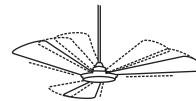


- 4 Stick top of the straw to the spinner.

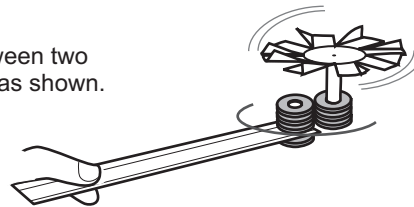
- 3 Fold on the dotted lines to make fan blades.



The fan breeze makes the propeller spin and go round-and-round.



- 5 Sandwich a plastic scale between two layers of magnets. Assemble as shown.



Hold the assembly under a ceiling fan. The card spinner will spin and also rotate round-and-round the magnets on the scale.