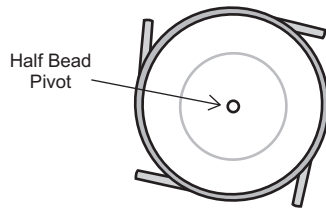
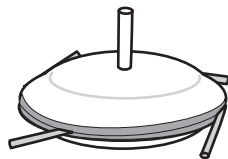


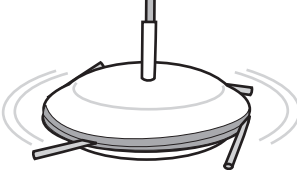
- 2 Make four holes on the joint at ninety-degrees and fix four straw pieces as shown.
- 3 Tight fit a fat straw on the top. It must not touch the base.



- 4 Stick a half-bead in the center of the base. The spaceship will spin on this pivot.

- 6 Place the model on a smooth table. Blow through the bent straw to see the plates spin like a spaceship.

- 5 Insert a loose fitting bent straw in the vertical straw.



The ejecting air from the straw holes will spin the spaceship in the opposite direction.