
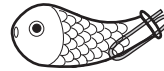


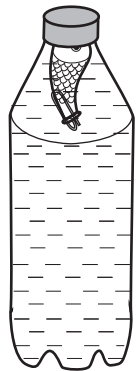
- 1 Draw a fish on the balloon with a ball pen.



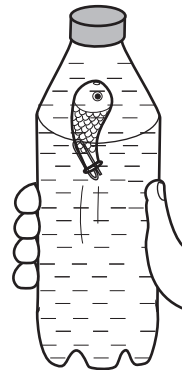
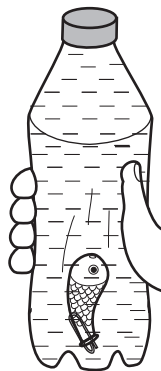
- 2 Insert two paper clips in the balloon to make it heavy. Make sure the mouth of balloon remains open.



- 3 Place the balloon fish in a bottle full of water. Make sure that the balloon just floats. Then screw on the lid.



- 4 On pressing the bottle from outside a little bit of water will enter the balloon making it heavier. This will make the fish sink to the bottom.



External pressure pushes water in the balloon making it heavy and so it sinks.

On releasing the pressure, the extra water will gush out and the balloon fish will rise up again.