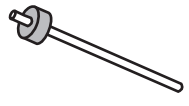



1 Make hole in the bottle lid.



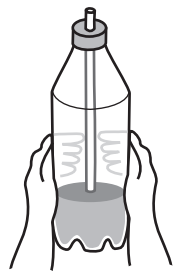
2 Press fit a long transparent stiff straw in the hole.



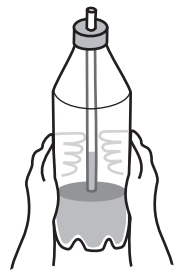
3 Pour some coloured water in the bottle. Screw the lid on the bottle. The straw must dip in the coloured water.




4 Rub your palms briskly to make them warm. Then gently place them on the bottle. DO NOT PRESS.



5 The air inside the bottle will warm and expand. This will put pressure and push water up the straw.



6 Instead of cupping the bottle with your warm hands you could place it in a bowl of warm water. The warm air will again push the water up the straw.



Warm air in the bottle expands and pushes the color water in the straw.