




- 1 Make three holes in the bottles as shown. Also make a hole in one lid.





- 2 Join the bottles with two short plastic tubes as shown. Seal all joints with rubber glue.



- 3 Pour colour water in the left bottle. The level of water in the left and middle bottles will be the same.



4 Then light a candle.



5 Carefully invert the right hand bottle on the burning candle. Keep the bottle pressed down.



Seek
Adult
Help

6 After a while the candle will consume all the oxygen in the bottle and will extinguish. A partial vacuum will be created and some water will be sucked into the middle bottle. The level of water in the middle bottle will rise.

The burning candle consumes oxygen and causes a partial vacuum which sucks in water.