
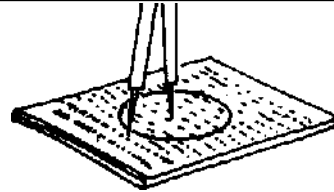


COLOUR MIXERS

1. You will require an old post-card, card-sheet, a press-button, needle, thread, a divider, scissors, glue and different colours of gelatine paper (blue, red and yellow are essential).



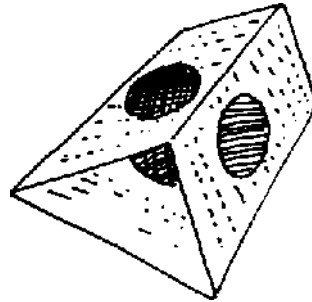
2. Fold an old postcard into three equal parts.



3. With the help of a divider cut three overlapping windows on the postcard.



4. Stick three different colours of gelatine paper on the windows. Blue in the middle and red and yellow on the sides. View through these windows one at a time.



5. Then fold the red window on the blue one. Do you see purple now? Fold the yellow window on the blue. Do you see green now?