


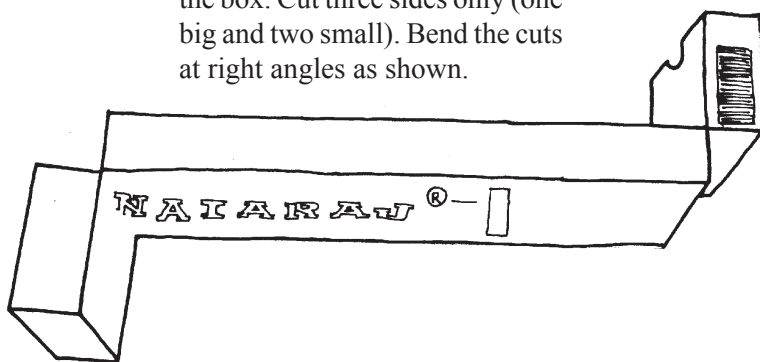
## PENCIL BOX PERISCOPE

This simple periscope has been designed by Sanjay Kapur.  
It uses minimal materials and works very well.

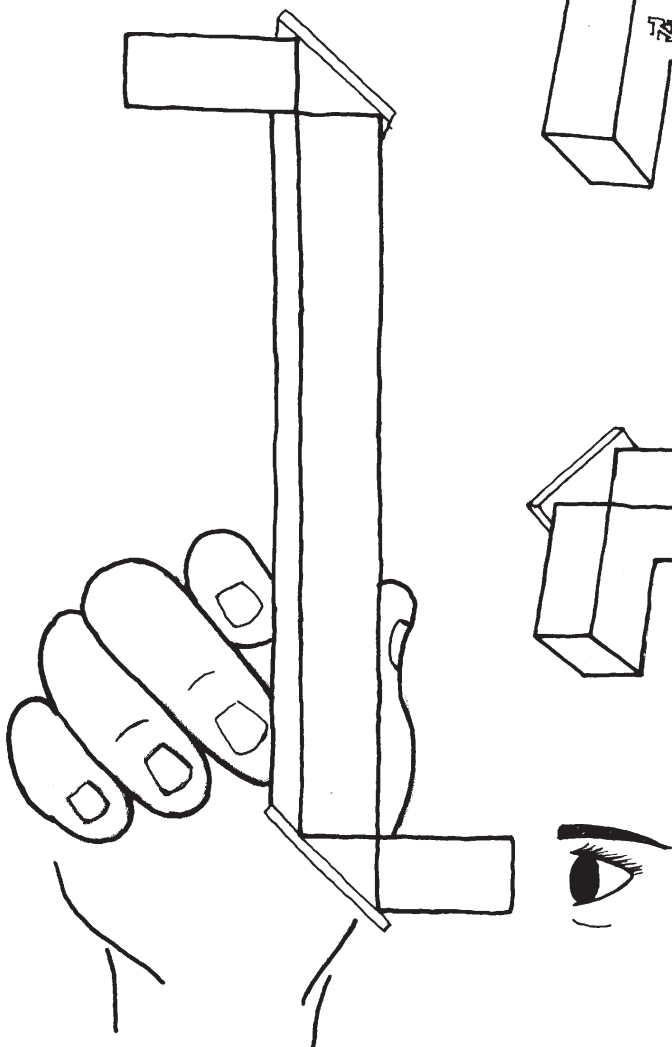
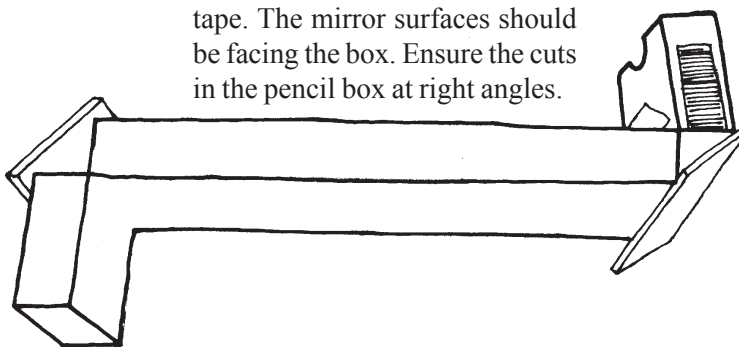


1. You will need an old cardsheet pencil box, two rectangular mirrors, cello tape, paper cutter and a scissors.

2. Mark 2.5-cm from each end of the box. Cut three sides only (one big and two small). Bend the cuts at right angles as shown.



3. Secure the mirrors with cello tape. The mirror surfaces should be facing the box. Ensure the cuts in the pencil box at right angles.



4. Now hold the periscope vertical and peep through the lower rectangular window. You will be able to see objects located at a higher level.