
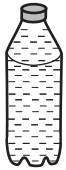


Transparent Bottle filled with water

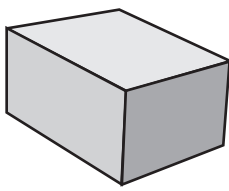
1 Stick pictures inside the cardboard box to make a Doll House.



Tape

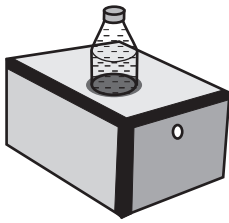


Cardboard Box



Black Plastic Bottle (for Cover)



2 Seal all the joints with tape. Make a peep hole on one side. Make another hole on top to suspend a water bottle.



3 Suspend a transparent bottle filled with water in the box. Half bottle will be out and half will be inside the box.

5 Cut a bottle in half and cover it with black paper.

4 Go out in the Sun. View through the peep hole. You will see the Doll's House brightly lit.



Sunlight refracted by the water bottle lights up the dark box.

6 Camouflage the water bottle with the covered bottle. It will be pitch dark inside. Lift the cover to see bright light inside the box.