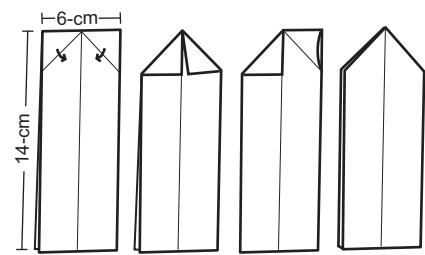



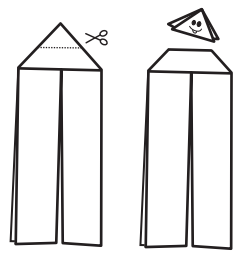
- 1 Fold strip in half and then in a quarter.
- 2 Open strip and fold two small triangles on top.
- 3 Open triangles and then squash them inwards.



- 4 Fold the arrow shape so as to see two separate strips below.



- 5 Cut the top of the triangle.
- 6 Draw a smiley face on the triangle.
- 7 Tuck the smiley between the two strips.



- 8 On moving the strips up-down the smiley will climb up and get ejected!!

The triangle climbs up because of the friction between the papers.

