


ANNEALING IN ACTION




1 OPEN AND STRAIGHTEN TWO PAPER CLIPS.




2 HOLD ONE END OF THE WIRE WITH A PLIER.



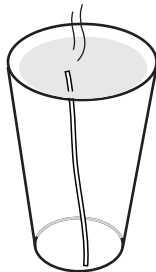
3 HEAT THIS WIRE ON A FLAME FOR TWO MINUTES.



4 THEN PLUNGE THIS RED HOT WIRE IMMEDIATELY IN COLD WATER.



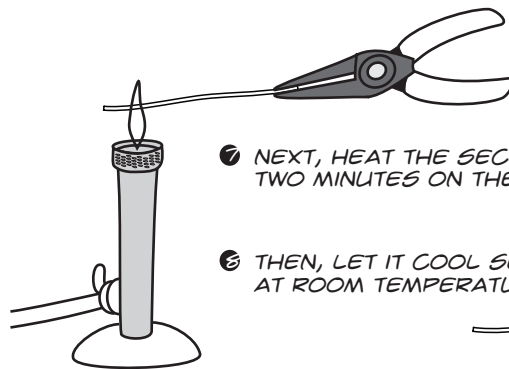
5 AFTER IT COOLS...



6 ...TRY BENDING IT.



THIS WIRE WILL BECOME HARD LIKE SPRING STEEL. IT'S CALLED 'TEMPERING'!



⑦ NEXT, HEAT THE SECOND WIRE FOR TWO MINUTES ON THE FLAME.

⑧ THEN, LET IT COOL SLOWLY AT ROOM TEMPERATURE.))

⑨ BEND IT.



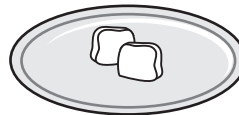
THIS WIRE WILL BECOME SOFT AND WILL BEND EASILY. THIS IS CALLED 'ANNEALING'.

MINI SOLAR HEATER

GLASS




TWO ICE CUBES



① PLACE TWO SIMILAR ICE CUBES ON TWO PLATES AND KEEP THEM IN THE SUN.

② COVER ONE CUBE WITH A TRANSPARENT GLASS.



YOU WILL OBSERVE THAT THE COVERED CUBE WILL HAVE MELTED A LOT MORE.

THE GLASS WILL ACT LIKE A MINI SOLAR COOKER.

