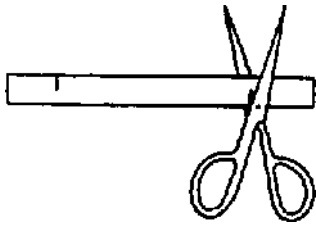
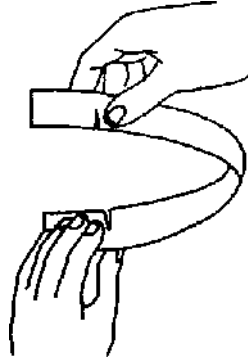


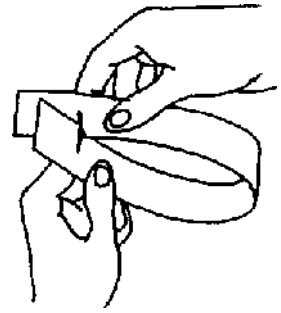
## FLYING FISH



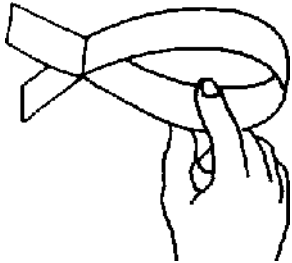
1. To make it all you need is a strip of old newspaper. The strip should be 2-cm wide and about 12-cm. long. Place the strip in a horizontal position. On the lower right-hand side, about 1.5-cm. from the end, cut a slit half-way across the strip.



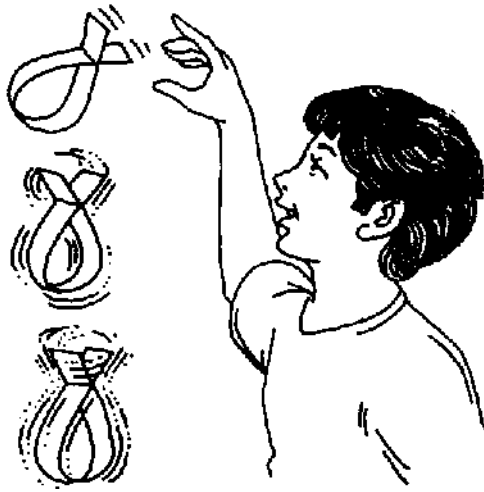
2. Make a similar cut on the upper left-hand side.



3. Slip both the slits into each other so that they interlock together.



4. The fish is now complete.



5. Throw it high in the air and it will twist and turn around on its way to the ground. Try making Flying Fishes of various sizes and colours. This is the simplest and the most amazing flying object that you can make. The fish will twist and turn round and round as it comes to the ground.