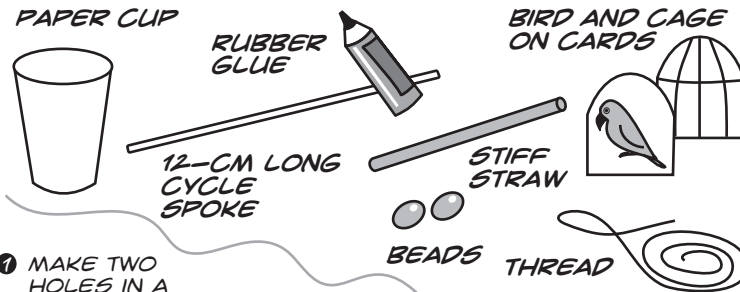
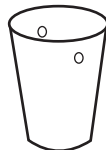


ANIMATION ON FLYWHEEL



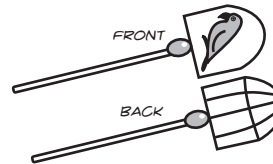
1 MAKE TWO HOLES IN A PAPER CUP.




2 WEAVE A STIFF STRAW THROUGH THE HOLES AND FIX IT WITH RUBBER GLUE.



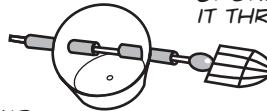
3 STICK PARROT AND CAGE BACK-TO-BACK ON A CYCLE SPOKE. WEAVE A BEAD IN THE SPOKE.




4 CUT MIDDLE PART OF STRAW AND WEAVE SPOKE IN IT.



5 MAKE A HOLE IN THE BASE. TIE THREAD TO SPOKE AND WEAVE IT THROUGH THE HOLE.



6 TIE BEAD ON OTHER END OF THREAD. WIND THREAD ON SPOKE.



7 PULL AND RELEASE THREAD TO MAKE THE CARD SPIN. YOU WILL SEE THE BIRD INSIDE THE CAGE.

