



- 1 Make holes in the bottle lid and near the base of the bottle.
- 2 Press fit the cigarette filter in the lid.
- 3 Press fit a stiff straw near the bottle base. Seal the joint with glue.
- 4 Close the pen end with your finger and fill the bottle with water.



- 5 Screw lid with the cigarette on the bottle.
- 6 Now, light the cigarette.
- 7 Then open the straw end so that water starts to flow. As water flows out, smoke will be sucked inside the bottle.



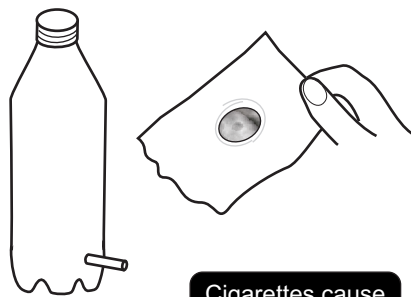
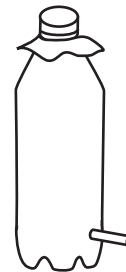
- 8 When the bottle gets filled with smoke, place a double layer of tissue paper on the bottle mouth. Tie it with a rubber band.



- 9 Place the pen in your mouth and blow out. Slowly the smoke will pass through the tissue paper.

Seek  
Adult  
Help

As smoke passes through the tissue paper the bottle will become transparent.



Cigarettes cause  
cancer and death!

- 10 Finally, remove the rubber band and inspect the tissue paper. The tissue paper will be smelly and dark black with all the tar and other deadly chemicals. This experiment conclusively demonstrates the harmful effects of smoking!