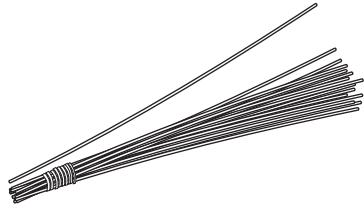
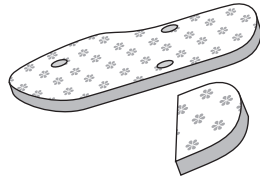


# SEWING MACHINE


## YOU NEED



Coconut Broom Stick



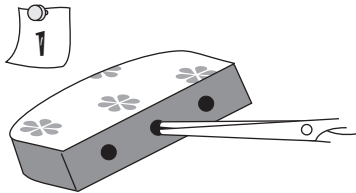
Rubber piece



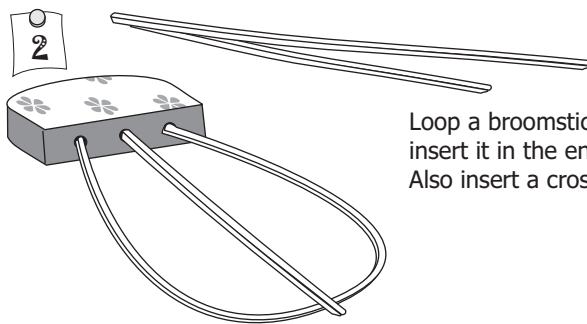
Leaf



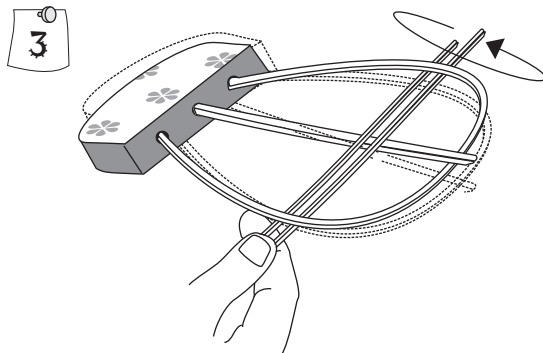
Scissors



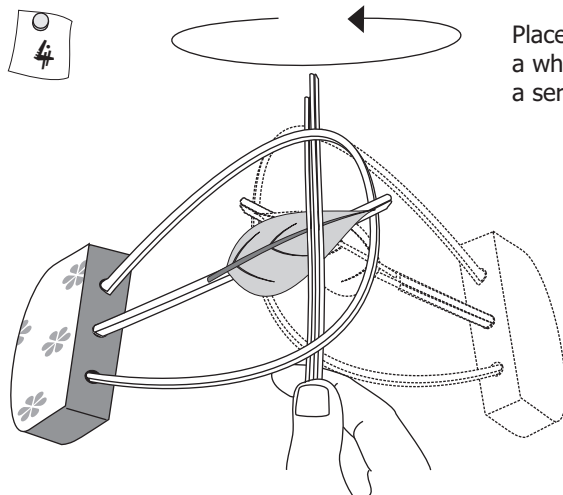
1  
Poke three holes in a 6-cm x 3-cm rubber.



2  
Loop a broomstick and insert it in the end holes. Also insert a cross stick.



3  
Weave two sticks as shown under the loop, over the center stick and then under the loop. Now rotate the two sticks to hear a sewing machine like sound.



4  
Place a leaf as shown and run the machine. After a while the leaf will be ejected out but it will have a series of holes like 'stitches'.

