

SHIMMERING BIRD



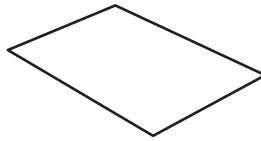
GLUE



THREAD



CARDSHEET
(15-CM X 9-CM)



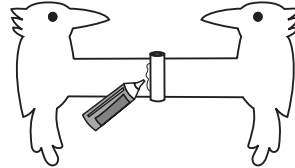
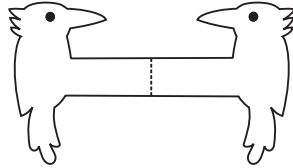
PIECE OF
REFILL (2-CM)




SCISSORS

1 DRAW AND CUT THIS DOUBLE BIRD ON A THICK CARDSHEET.

2 STICK A 2-CM LONG EMPTY BALL PEN REFILL PIECE VERTICALLY IN THE MIDDLE.



3 APPLY GLUE, DOUBLE FOLD AND STICK THE BIRD. COLOUR THE BIRD TO MAKE IT LOOK PRETTY.



4 WEAVE A THREAD IN THE REFILL AND TIE TWO BEADS ON THE ENDS OF THE THREAD.

5 ON HOLDING THE THREAD TIGHT THE BIRD WILL COME DOWN IN SHORT JERKS!

