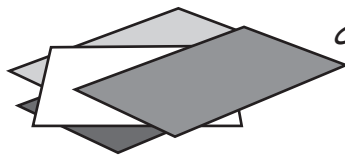


SIMPLE TESSELLATION TESSELLATION SIMPLE



CARD SHEETS

CELLO-TAPE

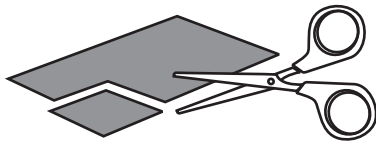


SCISSORS

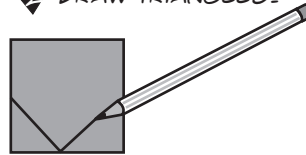


PENCIL

1 CUT A 10-CM SQUARE FROM A CARD SHEET.



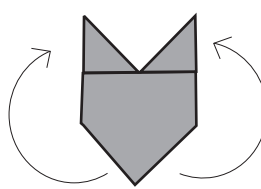
2 DRAW TRIANGLES.



3 CUT TRIANGLES.




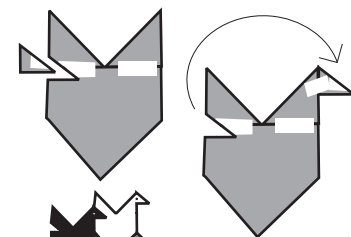
4 SHIFT TRIANGLES.



5 SECURE TRIANGLES WITH TAPE.




6 CUT BEAK AND STICK WITH TAPE.



7 MAKE MANY BIRDS USING THIS TEMPLATE.

8 DRAW EYES.



FLOCK READY!

LIKE FLOOR TILES TESSELLATIONS ALSO USE THE SAME PATTERN TO COVER AN AREA.