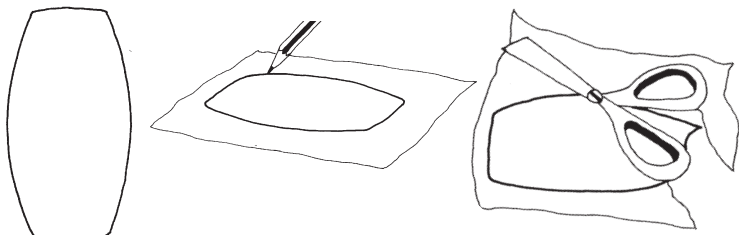



CLOTH BALL

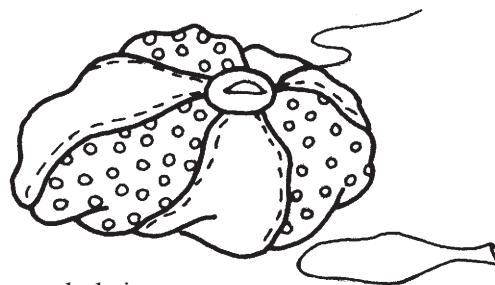
Sew a cloth ball and insert a balloon into its buttonhole. Then inflate it to make a great beach ball.



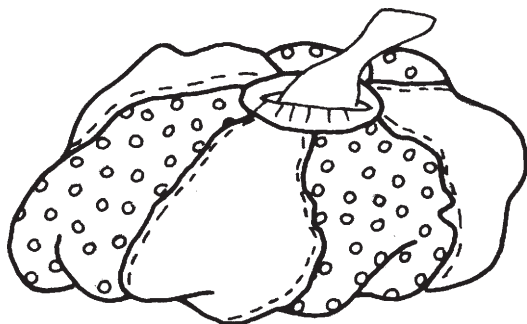
1. Make a stencil from cardsheet and cut 6 pieces of cloth as shown. The measurement would depend on the size of balloon. Cut also two circles of cloth



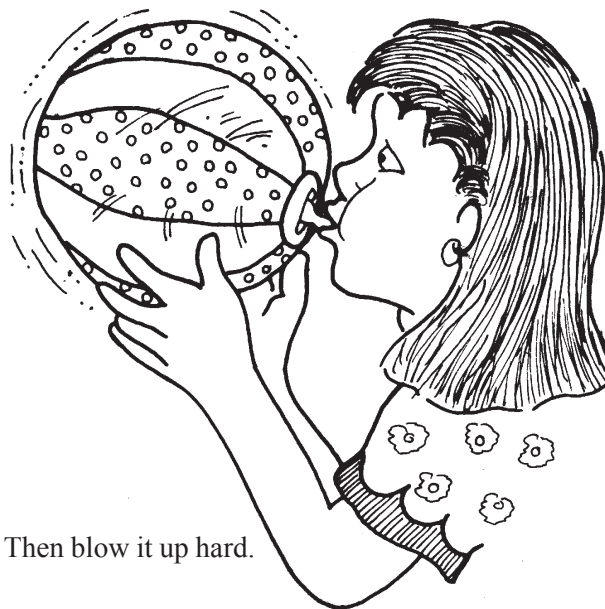
2. The six shaped pieces and two circles of cloth are shown in the picture. Sew the six pieces to form and attach the two circles.



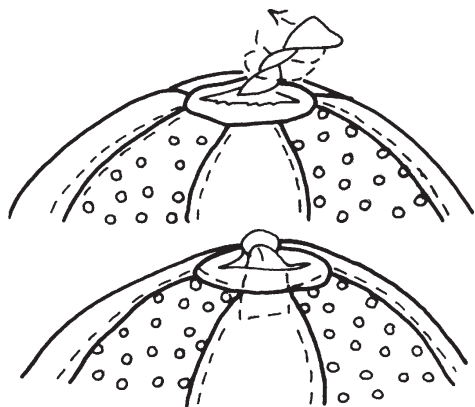
3. Make a button hole in one circle to insert the balloon.



4. Put the balloon into the button hole of the cloth ball.



5. Then blow it up hard.



6. Don't tie a knot to the balloon. Twist the mouth of the balloon a few times and tuck it inside the buttonhole. Then play with this washable wonderful ball.