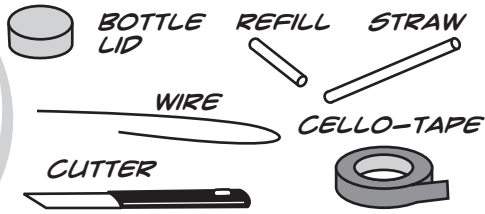


# BOTTLE LID SPINNER




1 CUT VANES IN BOTTLE LID.



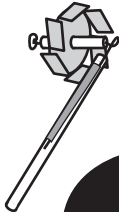
2 MAKE A HOLE IN THE BOTTLE LID AND FIX A PIECE OF BALL PEN REFILL AS A BEARING.



3 MOUNT LID ON A WIRE AS SHOWN. THE WIRE LOOPS WILL PREVENT THE LID FROM FALLING.



4 FIX A 6-CM LONG STRAW TO THE WIRE WITH TAPE.



5 THEN BLOW THROUGH THE STRAW.



A JET OF AIR WILL STRIKE THE VANES AND SPIN THE LID LIKE A TURBINE!