



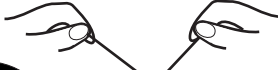


- 1 Make two neat holes near the central hole of an old CD using a hot needle. 
- 2 Stick a spiral pattern on the CD with glue. 
- 3 Weave a 60-cm long thread through the holes. Tie beads on ends. 
- 4 Hang the CD with one hand as shown. 
- 5 On pulling the beads away the CD will spin very fast and the spinning spiral will look glorious! 

Give CD a twirl with the other hand.

Wind and unwind repeatedly.

CD will spin, twisting the thread.

The stored energy in the twisted threads spins the CD.