



STRANGE CLAY BALL

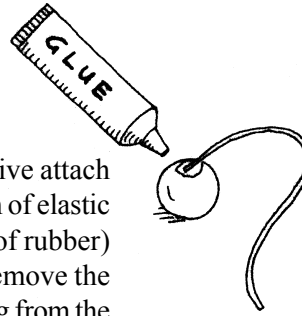
This traditional toy is a source of eternal delight.



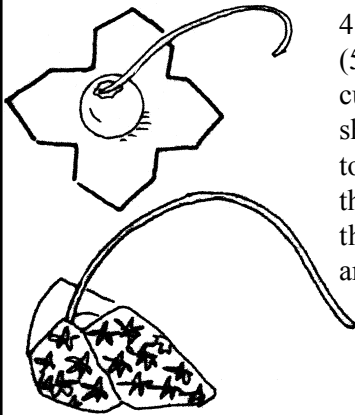
1. Knead clay and make 2-cm diameter clay balls.




2. Dry them in the sun.



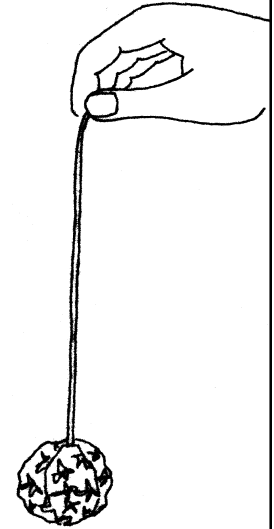
3. With adhesive attach a 20-cm length of elastic thread (made of rubber) to one ball. Remove the cotton covering from the elastic thread.



4. Take thin paper (5-cm x 5-cm) and cut it into a flower shape. Apply glue to the paper. Place the ball and wrap the paper tightly around it.



5. Now place the ball on the table and hold the free end of the elastic. Then roll the ball, round-and-round in circles. The elastic will get twisted.



6. Now if you hold the free end of the elastic the ball will rotate and the elastic will make amazing vibrating patterns.