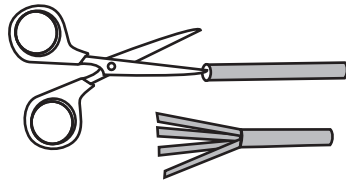
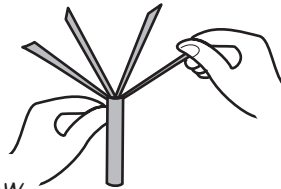


1 CUT FOUR, 5-CM LONG PETALS IN A FAT STRAW.




2 TWIST THE PETALS TO MAKE FAN BLADES.



3 FIX A SAFETY PIN IN A THIN STRAW. THE PIN WILL PREVENT THE FAN FROM FALLING.



4 PLACE THE STRAW PETAL FAN IN THE THIN STRAW.



5 BLOW TO MAKE IT SPIN!!!

