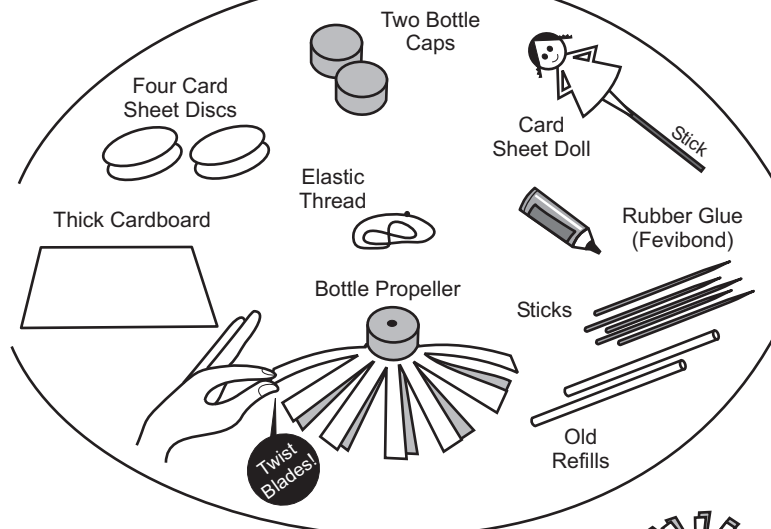



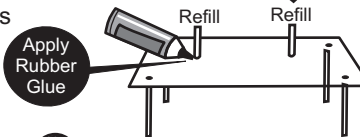
Rotate Propeller, Spin Doll



- 1 Make two pulleys using card discs and bottle lids.



- 2 Insert two ball pen refills as bearings in a thick card base.



- 4 Attach pulleys to sticks with the doll and propeller.

- 5 Join the two pulleys with an elastic thread.

- 6 Keep the toy under a ceiling fan. This will spin the propeller and the coupled doll will go round-and-round.

