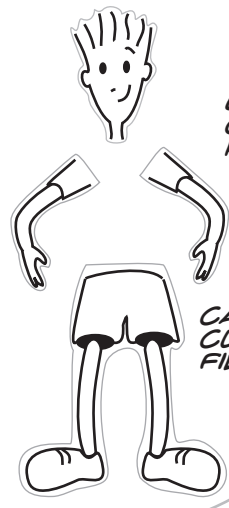



FIDO-DIDO CLOWN



EMPTY
CARD
PACK



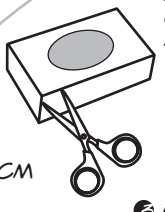
GLUE



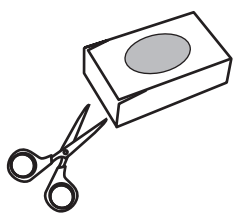
SCISSORS

CARD SHEET
CUT OUTS OF
FIDO-DIDO

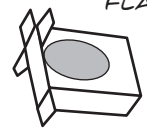
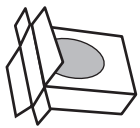
1 CUT TOP
AND BOTTOM
FLAPS FROM
A CARD PACK.



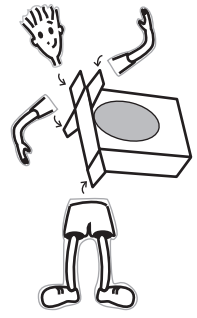
2 CUT 1.5-CM
ALONG
FOUR
CORNERS.



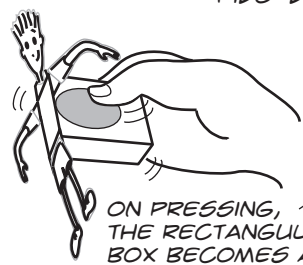
3 OPEN ALL FOUR
FLAPS. CUT AND
SHORTEN LONG
FLAPS AS SHOWN.



4 APPLY GLUE AND STICK
CUT OUTS OF HEAD, HANDS
AND LEGS ON FLAPS.



5 PRESS AND MOVE
THE BOX TO MAKE
FIDO-DIDO DANCE.



ON PRESSING,
THE RECTANGULAR
BOX BECOMES A
PARALLELOGRAM.
THIS MAKES FIDO-DIDO DANCE.