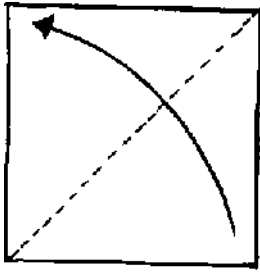
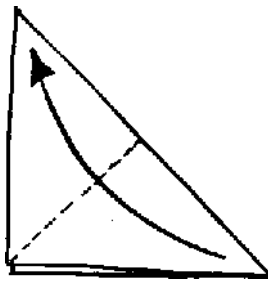


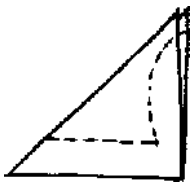
## RABBIT



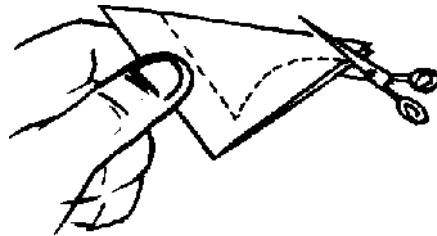
1. Fold a 10 cm edge length square along the diagonal to make a triangle.



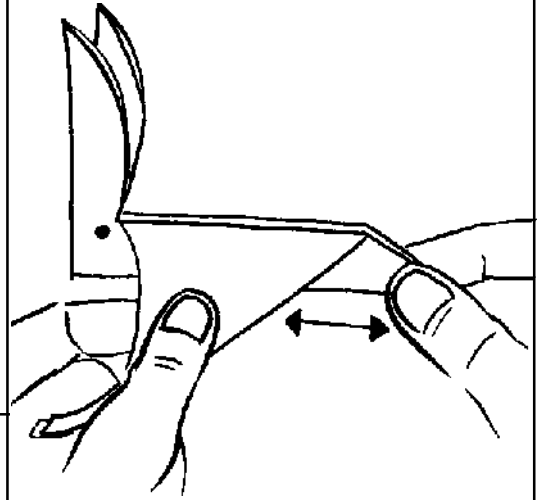
2. Fold this big triangle into half to make a small triangle.



3. This small triangle will have a 'V' shape. Draw the ears of the rabbit with a curved dotted line.



4. Cut only along the dotted curved line to make the ears of the rabbit.



5. Fold along the straight dotted line to make the front legs of the rabbit. Hold the rabbit with the left hand as shown and move the tail back and forth with the right hand. The rabbit will flap its ears.