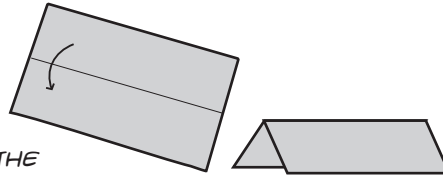



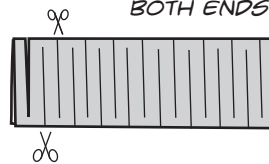
1 FOLD A POSTCARD IN HALF ALONG ITS LENGTH.




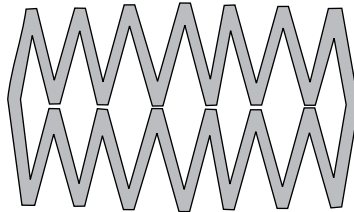
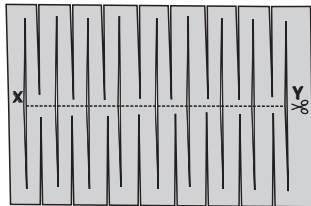
2 DRAW LINES ALONG THE WIDTH AS SHOWN.



3 CUT ALONG THE LINES FROM BOTH ENDS.



4 OPEN POSTCARD AND CUT FROM POINT X TO Y TO GET A CLOSED GARLAND.



5 YOU CAN SLIP THROUGH THIS LARGE GARLAND!