



COOL BOTTLE



1 WRAP FOIL ON A 1-LITER BOTTLE.

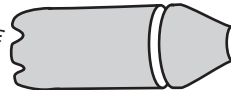


2 THEN WRAP IT IN SIX LAYERS OF NEWSPAPER FOR INSULATION.




3 CUT A 1.5-LITER BOTTLE AS SHOWN.

4 PLACE 1-LITER BOTTLE IN THE BIG BOTTLE.



5 JOIN THE TWO HALVES OF THE BIG BOTTLE WITH TAPE. ATTACH A STRING TO COMPLETE THE THERMOS.



WATER WILL REMAIN COOL IN THIS THERMOS FOR A FEW HOURS.

