



1 CUT A BOTTLE 5-CMS FROM THE TOP.



YOU WILL NEED ONLY THE TOP PART WITH THE LID.


2 FILL A THIN PLASTIC BAG WITH GOODIES.



3 WEAVE THE BAG MOUTH THROUGH THE BOTTLE.



4 FLARE THE MOUTH OF THE BAG.



5 SCREW ON THE LID TO SEAL THE BAG. OPEN WHEN EVER YOU WANT TO TASTE THE GOODIES.

