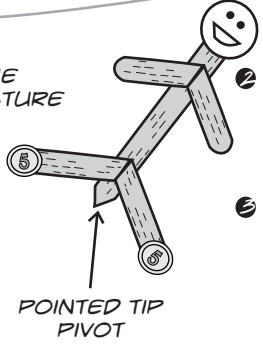



STICK MAN



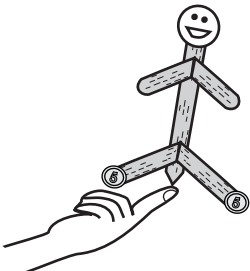

1 CUT ICE-CREAM STICKS WITH A CUTTER AND GLUE THEM TO MAKE A STRUCTURE AS SHOWN.



2 STICK A BOTTLE CAP AS HEAD. THEN DRAW A FACE.

3 STICK COINS ON FEET TO LOWER THE CENTER OF GRAVITY.

4 PLACE THE POINTED TIP OF THE STICK MAN ON THE LID OF A HEAVY BOTTLE FILLED WITH SAND.



5 THE TOY WILL BALANCE ITSELF WITHOUT FALLING. PUSH IT A LITTLE AND IT WILL ROCK AND SPIN AROUND.

YOU CAN ALSO BALANCE IT ON YOUR FINGER TIP.