


PAPER WAVES

COLOUR PAPER STRIPS



THIN STRAWS

SINGLE PUNCH



CELLO-TAPE



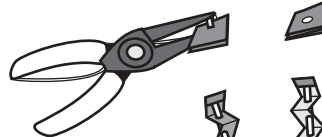
1 FAN FOLD A COLOUR PAPER STRIP.



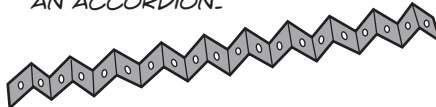
2 COMPRESS ITS FOLDS.




3 MAKE A THROUGH HOLE WITH A SINGLE PUNCH.



4 OPEN FOLDS LIKE AN ACCORDION.



5 THEN WEAVE STRAW IN THE HOLES OF THE WAVY STRIP.



6 SPREAD THE STRIP ALONG THE LENGTH OF THE STRAW AND TAPE IT AT THE TOP.

MAKE MANY COLOURFUL STRAWS AND ARRANGE THEM IN A VASE.