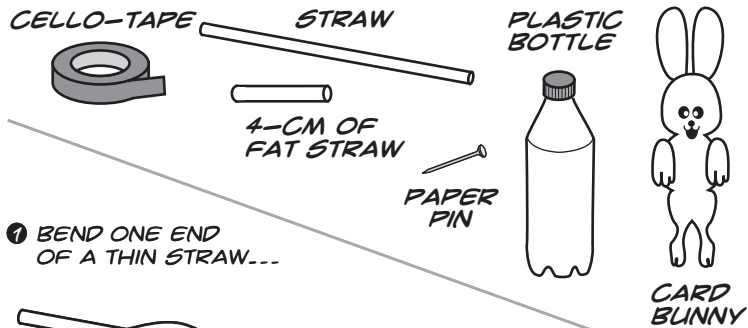
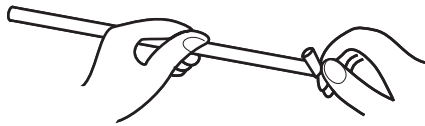


# SM UP DOWN BUNNY



1 BEND ONE END OF A THIN STRAW...



2 ...AND SEAL IT WITH TAPE.

3 STICK TWO BUNNIES BACK-TO-BACK ON THE SEALED END.



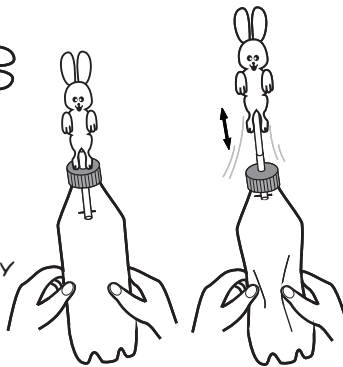
4 MAKE A HOLE IN THE LID AND GLUE A PIECE OF FAT STRAW.



5 PLACE BUNNY STRAW IN THE LID AND INSERT A PIN AS A STOPPER.



6 PLACE PIN END IN BOTTLE. THEN SCREW THE LID ON.



7 PRESS BOTTLE TO MAKE BUNNY JUMP. ON RELEASING PRESSURE THE BUNNY WILL COME DOWN.