

"DANCING ACROBAT"

PLASTIC STRAWS

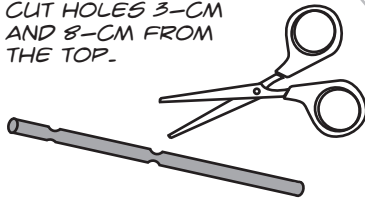
THREAD

SCISSORS

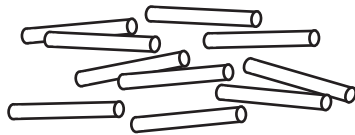
CARD SHEET HEAD

CELLO-TAPE


- 1 TAKE A STRAW AND CUT HOLES 3-CM AND 8-CM FROM THE TOP.



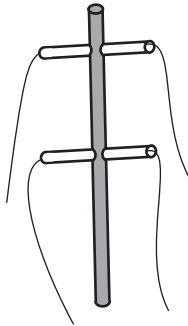
- 2 CUT TEN STRAW PIECES. EACH SHOULD BE 6-CM LONG.




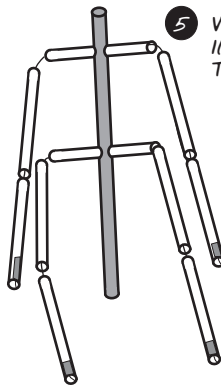
- 3 FIX TWO PIECES AS SHOWN.



- 4 WEAVE 2 LONG THREADS.



- 5 WEAVE 2 PIECES OF STRAW IN EACH THREAD. TAPE THREAD ENDS TO STRAWS.



- 6 HOLD THE MIDDLE STRAW AND TWIRL. THE ACROBAT WILL EXECUTE A WONDERFUL DANCE!