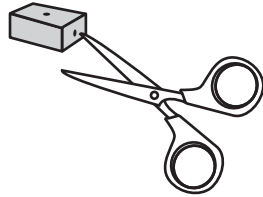
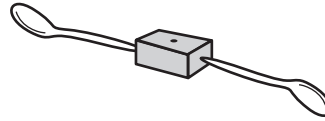


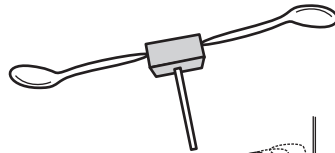
1 MAKE HOLES IN A RUBBER ERASER.



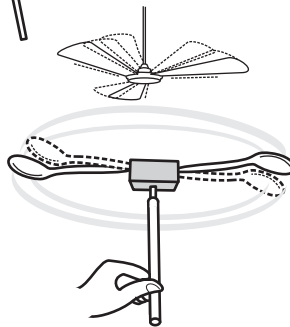

2 INSERT SPOONS IN THE RUBBER. THEY SHOULD BE INCLINED IN OPPOSITE DIRECTIONS.



3 INSERT A TOOTH PICK IN THE RUBBER AS SHOWN.



4 PLACE THE TOOTH PICK IN A STIFF AND LOOSE STRAW.



5 PLACE UNDER A CEILING FAN TO MAKE THE SPOON PROPELLER SPIN!