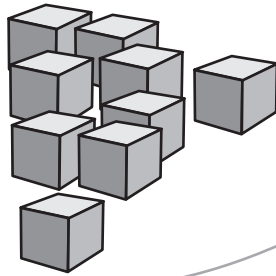


# Nine Dancing Cubes

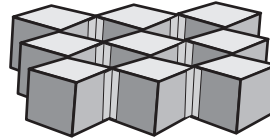
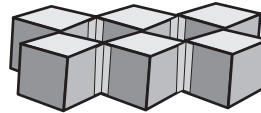
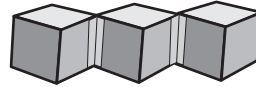
Nine Similar Card Cubes  
(Cut from square boxes)




Cello Tape



1 Tape nine cubes as shown.



2 Hold two diagonally opposite cubes and press them clockwise and anticlockwise. The cubes will dance and make lovely patterns!!



Decorate the Cubes with pictures or patterns to make them look pretty.

