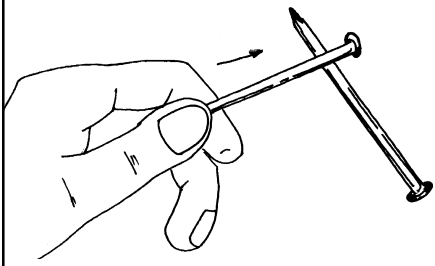
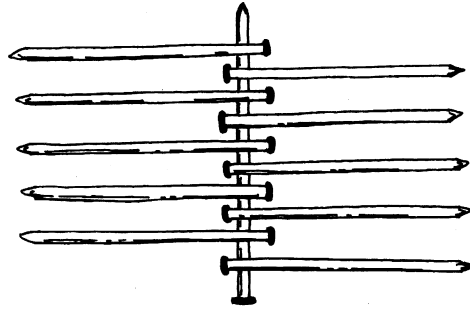


## BALANCING NAILS

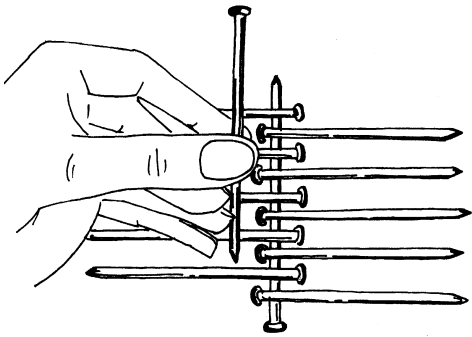
Can you balance a dozen nails on the head of one nail!  
Sounds impossible! But it can be very easily done.



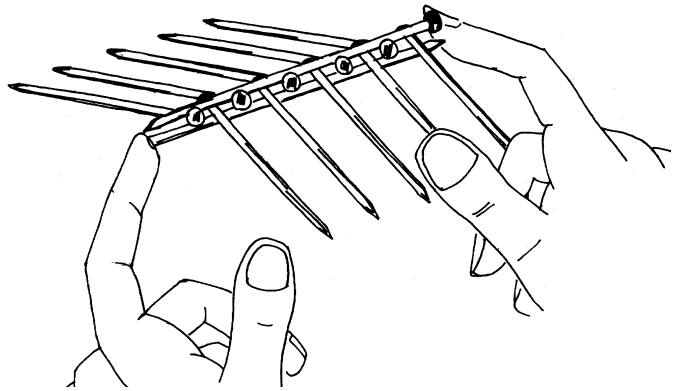
1. Get a dozen 10-cm long nails. Arrange them.....



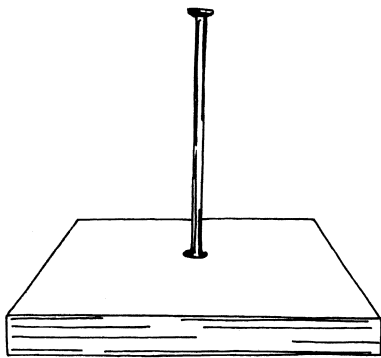
2. ....in the order shown in the picture. Five nails have heads to the right; the other five have heads to the left. This takes care of 11 nails.



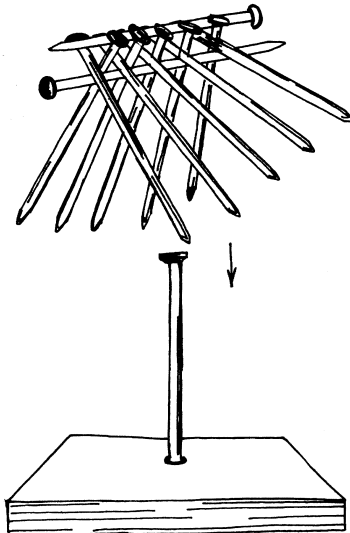
3. The last nail is put exactly in line with the first nail. It rests between the heads of all the nails.



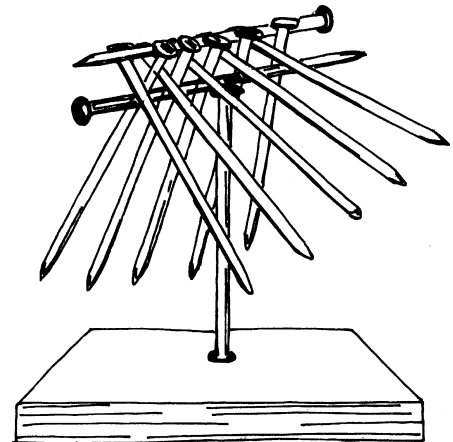
4. Now, grip the ends of the two vertical nails and lift up the entire assembly. You will be surprised to see that the nails jut out like roof poles without falling.



5. On a wooden block hammer a 12-cm long nail.



6. Gently place the assembly on the head of this nail.



7. You will be surprised to see that the entire assembly of a dozen nails neatly rests on the head of one single nail! The assembly is quite stable and you can rock the nails sideways like a swing.