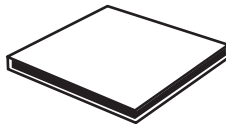


ATOMIC ARRAY

CYCLE
BALL
BEARINGS

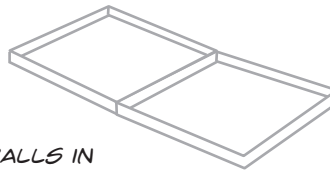


CD/DVD
COVER

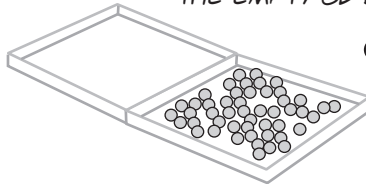


TAPE


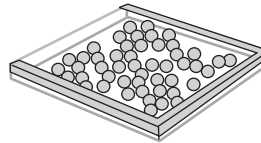
- 1 OPEN THE CD COVER AND REMOVE THE CD HOLDER.



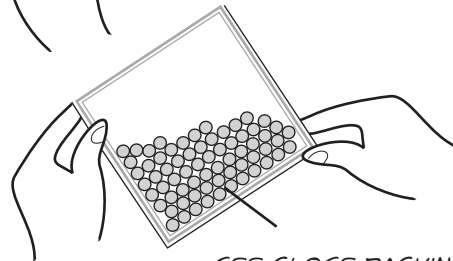
- 2 PLACE LOTS OF BALLS IN THE EMPTY CD BOX.



- 3 SEAL JOINTS WITH TAPE. SHAKE THE BOX AND ENJOY THE RANDOM BROWNIAN MOTION OF THE STEEL BALLS.



- 4 SHAKE AND OBSERVE CLOSE PACKING AND FAULT LINES AS IN AN ATOMIC ARRAY.



SEE CLOSE PACKING OF ATOMS!!